

## **Checklist: Prior to loaning the Kit**

Tasks to complete	Tick
Check all objects are located in their allocated position and are also securely fastened and/or positioned.	
Ensure the Yoto player is fully charged	
Make a record of unique kit code and specific preschool the kit will be loaned to <i>(Code is located on the panel behind the pull up handle)</i>	

### **Details of the person who completed the checklist:**

Name:










Date:

Name of the preschool borrowing the kit:

Kit code:

## Checklist: After return of the kit

Tasks to complete	Tick
Remove each item/object and check it is in its original condition	
<p><b>LID OBJECTS</b></p> <p><input type="checkbox"/> CROSS-SECTION OF A MIDDEN</p>  <p><input type="checkbox"/> PORT JACKSON SHARK JAW</p>  <p><input type="checkbox"/> ABALONE SHELL</p>  <p><input type="checkbox"/> OYSTER CAST</p>  <p><input type="checkbox"/> DOLPHIN FLIPPER</p> 	<p><b>BASE OBJECTS</b></p> <p><input type="checkbox"/> DIORAMA</p>  <p><input type="checkbox"/> BANKSIA</p>  <p><input type="checkbox"/> YOTO PLAYER</p>  <p><input type="checkbox"/> PLASTIC CONTAINER (Yoto Player audio cards and charging cable)</p>  <p><input type="checkbox"/> WALL CHARGER</p> <p><input type="checkbox"/> 2 X SHEETS OF FELT</p> <p><input type="checkbox"/> BAG OF EMBEDMENTS</p>

<input type="checkbox"/> PINK SEA URCHIN SKELETON 	<input type="checkbox"/> FOURLINE STRIPED GRUNTER 	<input type="checkbox"/> MAT RUSH (LOMANDRA) 
<input type="checkbox"/> NEPTUNE'S NECKLACE 	<input type="checkbox"/> PIPI 	<input type="checkbox"/> PURPLE ROCK CRAB 
<input type="checkbox"/> SEAGRASS 	<input type="checkbox"/> ZEBRA SNAIL 	<input type="checkbox"/> WARATAH ANEMONE 

Tasks to complete	Tick
Make a record of:	
- Any missing items – contact Preschool to follow up	
- Any broken or damaged items – contact Australian Museum to request assistance/replacement	
- Any dirty or foreign marks – wipe away with a slightly damp cloth	

**Details of the person who completed the checklist:**

Name:

Date:

Name of the preschool borrowing the kit:



Kit code:

